

VISION™

SCISSOR LIFT TABLES

Bishamon®



Vision shown with optional turntable top and cart portability

Designed from the ground up, Bishamon Vision® lift tables incorporate design features that provide unequalled performance and safety. They are versatile and heavy-duty work positioners that comply with ANSI standards as well as most requirements of the European CE standard for lift tables. They meet or exceed the required safety clearances on guards, as well as performance and stability requirements.

Vision lifts increase productivity and reduce worker strain in today's harsh industrial environments. By lifting and accurately positioning the load, Vision lifts eliminate unproductive lifting and stretching that ultimately leads to worker fatigue and injuries. Optional turntable models provide the added benefit of rotating loads easily. Vision Lifts are designed and manufactured to meet the toughest working conditions and safety standards in the world. They offer years of trouble-free operation and reflect over 55 years of Bishamon performance.

Bishamon

Bishamon Industries Corporation

5651 East Francis Street

Ontario, California 91761-3601

(909) 390-0055 • (800) 358-8833

Fax (909) 390-0060

www.bishamon.com

Warranty - Bishamon Industries Corp. ("Bishamon") warrants its products to be free from defects in material and workmanship for a period of one (1) year from the date of initial shipment. This warranty shall not apply to any misuse, mishandling, accident, shipping, alteration, or unauthorized repair of any Bishamon product or part. For complete details of warranty, please contact Bishamon at 800-358-8833.

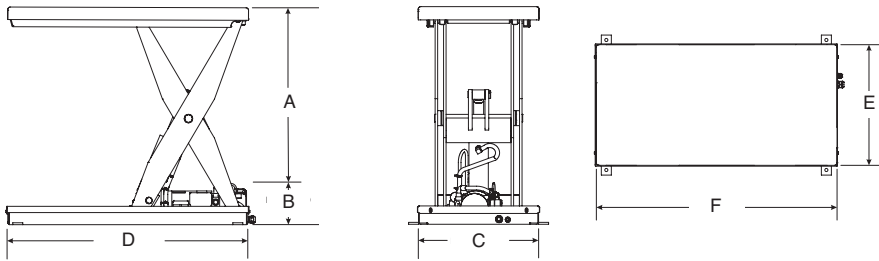


VISION[®]

SCISSOR LIFT TABLES


Working Harder To
Make Your Life Easier

Vision Series Lift Table Dimensions




Selector Table for Vision Lift Tables

| Model | Travel (inches) (A) | Capacity (pounds) | Lowered Ht. (inches) (B) | Raised Ht. (inches) (A) + (B) | Base Size (C) x (D) | Platform Size | | Shipping Weight (Lbs.) |
|------------|---------------------|-------------------|--------------------------|-------------------------------|---------------------|--------------------------|-------------------------|------------------------|
| | | | | | | Standard (in.) (E) x (F) | Maximum (in.) (E) x (F) | |
| VIS-025-36 | 36 | 2,500 | 7.50 | 43.5 | 24 x 48 | 24 x 48 | 48 x 72 | 590 |
| VIS-035-36 | 36 | 3,500 | 7.50 | 43.5 | 24 x 48 | 24 x 48 | 48 x 72 | 625 |
| VIS-050-36 | 36 | 5,000 | 7.50 | 43.5 | 24 x 48 | 24 x 48 | 48 x 72 | 735 |
| VIS-065-36 | 36 | 6,500 | 7.50 | 43.5 | 24 x 48 | 24 x 48 | 48 x 72 | 750 |
| VIS-015-48 | 48 | 1,500 | 7.50 | 55.5 | 30 x 62.5 | 30 x 62.5 | 48 x 96 | 885 |
| VIS-025-48 | 48 | 2,500 | 7.50 | 55.5 | 30 x 62.5 | 30 x 62.5 | 48 x 96 | 895 |
| VIS-035-48 | 48 | 3,500 | 7.50 | 55.5 | 30 x 62.5 | 30 x 62.5 | 48 x 96 | 1030 |
| VIS-050-48 | 48 | 5,000 | 7.50 | 55.5 | 30 x 62.5 | 30 x 62.5 | 48 x 96 | 1050 |
| VIS-065-48 | 48 | 6,500 | 7.75 | 55.75 | 30 x 62.5 | 30 x 62.5 | 48 x 96 | 1060 |



Integral Base Frame Sensor for operator safety



Hinged maintenance catches powder coated safety yellow.



Compact, internal power unit and reservoir combination

DISTRIBUTED BY:

Standard Features

- Complies with ANSI MH 29.1 1-2003 "Safety Requirements for Industrial Scissor Lifts"
- Integral base frame switch for safety compliance when the platform does not exceed the base frame size by 5.90 in. (150 mm) per side, a current CE requirement
- 24 volt operator control system
- Flow limiting valve at each cylinder
- Pressure compensated flow control at each cylinder
- Entrapped rollers for increased stability
- Hinged maintenance catches powder coated safety yellow
- Self-lubricating, maintenance free bushings at all pivot points
- Large heavy-duty torque tube with continuous center axle
- Rugged construction with high strength structural steel components and welds
- Unitized, compact internal power unit and reservoir combination
- Durable powder coated finish

Accessories

- Turntable tops
- Bellows guard and frame
- Caster portability
- Foot control
- Beveled toe guards for pit mounting
- Epoxy USDA approved powder coat
- Fork Pockets
- External power unit

Bishamon[®]

5651 East Francis Street
Ontario, California 91761-3601

(909) 390-0055 • (800) 358-8833
Fax (909) 390-0060

www.bishamon.com